


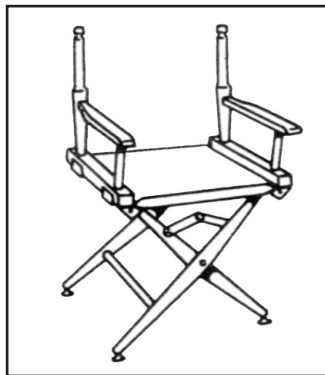
IMPORTANT

How to Put Covers on Frame



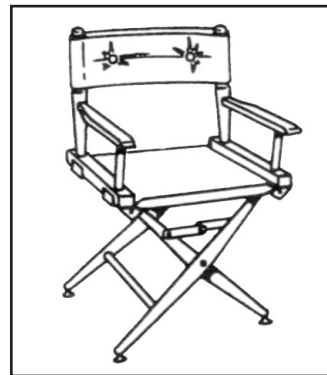
STEP 1

With arms down and leg braces open, slide seat edges into grooves in seat blocks.



STEP 2

Raise arms to upright position. **Do not lock leg braces.**



STEP 3

Slip padded back over posts, **slide evenly.** Press leg braces into lock position.

Manufactured in the U.S.A. by
TELESCOPE CASUAL FURNITURE, INC.
82 Church Street, Granville, New York 12832

14470R